



DESIGNED TO WORK LIKE A CHARM

S-800 PATIO DOOR

Wood clad frame with mechanical sash



UNEQUALLED ENERGY EFFICIENCY

P.H. Tech patio doors are designed to meet the highest and latest Canadian performance standards in terms of energy efficiency.

- Highly energy-efficient double glazing: non-conductive spacer, low-E coating, and argon gas to maximize the energy rating (ER) of your patio door
- Design that allows for 1"-thick double or triple glazing
- Profiles designed to significantly reduce the risk of condensation



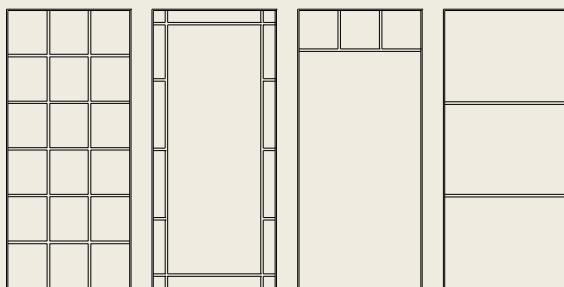
OPTIONS

- Low-E double or triple glazing
- Bronze tinted glass
- Mini-blinds between the glass available on doors 5', 6', 9' and 12' wide
- Brickmolds



DECORATIVE GRILLES

- Rectangular 1/4" and 1/4" x 1"
- Georgian 7/32" x 5/8" and 7/32" x 1"
- Standard patterns: Regular, Prairie and Partial
- Other grids or patterns available on request



Regular

Prairie

Partial 3 x 1

Partial 1 x 3

UNPRECEDENTED RELIABILITY

Our doors are designed to ensure the operating sashes slide quietly, smoothly and effortlessly, year after year.

How do we measure carefree operation? With over a million doors sold throughout America.



Patented tandem wheels in ultra-durable nylon leave no marks on the rail and provide smoothness of operation.

Our doors withstood 119,000 test cycles without failure, carrying a 165 lb. sash—the equivalent of over 30 years of constant use!

100% aluminum raised rail protects the wheels from damage or jamming caused by dirt and debris.



THE EASIEST-OPENING DOOR IN ITS CATEGORY

Try the test yourself: you can open it with just your fingertips!

ADDITIONAL SECURITY

- Foot lock
- Security bar



- Two-point mortise lock



CUSTOMIZE YOUR PATIO DOOR

Choose from a wide range of options and accessories.

STANDARD COLOURS



Blue white



Cream white



Beige

OPTIONAL EXTERIOR COLOURS

Select from our 30 standard colours available. Ask to see the colour samples.



Black



Grey



Commercial brown


DECORATIVE PANELS

Add French-style decorative panels to your doors without paying the high costs usually associated with this type of design.



HANDLES

Easy-to-grip handles. With or without key. Available in various styles and finishes.



Bright chrome



Brushed chrome




Brass



White



Black



Black nickel



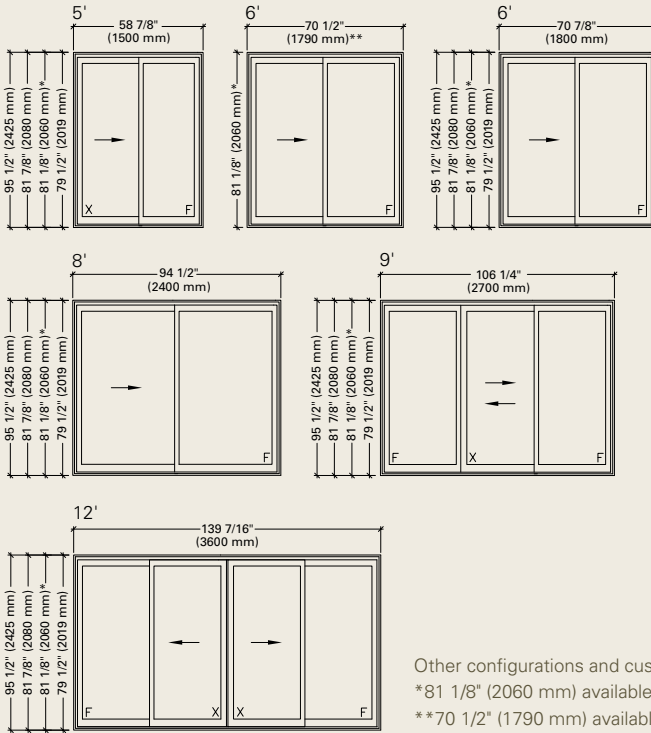
Contemporary satin nickel



Contemporary white

CONFIGURATIONS

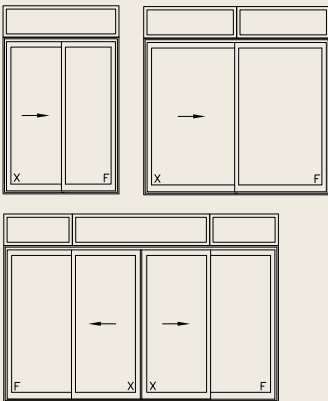
Available in 2-panel, 3-panel, and 4-panel configurations.



Other configurations and custom sizes available.
 *81 1/8" (2060 mm) available in blue white vinyl only.
 **70 1/2" (1790 mm) available in blue white vinyl only.

PANORAMIC MULLING

Transom available.



SCREENS

- Aluminum, with patented spring-loaded rollers for durability and ease of operation
- Will not skip or jump off the track
- Can be removed without tools



Patented spring-loaded suspension system

PERFORMANCE

ENERGY PERFORMANCE

Glass package	U-factor (W/m ² K)	U-factor (Btu/h pi ² °F)	Solar heat gain (SHGC)	Visual transmission	Energy rating (ER)	Zone
Double, low-e argon, 1", Warm-Edge spacer	1.70	0.30	0.53	0.61	33	2
Triple, low-e double argon, Warm-Edge spacer	1.25	0.22	0.43	0.53	37	3

WATER-AIR-STRUCTURE PERFORMANCE

Dimensions	Harmonized standard	Performance
1800 mm x 2080 mm 72" x 82"	AAMA/WDMA/CSA 101/I.S.2/A440-08	R-PG60-SD

BUILT TO LAST

Doors are sturdy and square, thanks to superior-quality white pine wood clad with maintenance-free, durable PVC.

- Ultra-rigid wood clad frame, 5 3/8" or 7 1/4"
- Multichamber PVC sash
- Multiple weatherstripping to eliminate air infiltration
- Steel reinforcements in the most heavily used parts
- 1-point mortise lock
- Hidden sash stoppers, for aesthetic appeal



Durable, attractive appearance



WARRANTIES

P.H. Tech provides the following warranties:

PVC PROFILES	ENERGY-EFFICIENT SEALED UNITS	HARDWARE
20	20	5
YEAR WARRANTY	YEAR WARRANTY	YEAR WARRANTY

