



THE BEAUTY OF ALUMINUM WITHOUT COMPROMISING PERFORMANCE

HYBRID PATIO DOOR



UNEQUALLED ENERGY EFFICIENCY


P.H. Tech patio doors are designed to meet the highest and latest Canadian performance standards in terms of energy efficiency.

- Highly energy-efficient double glazing: non-conductive spacer, low-E coating, and argon gas to maximize the energy rating (ER) of your patio door
- Design that allows for 1"-thick double or triple glazing
- Profiles designed to significantly reduce the risk of condensation



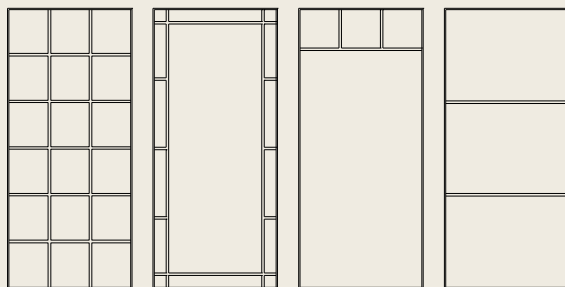
OPTIONS

- Low-E double or triple glazing
- Bronze tinted glass
- White mini-blinds between the glass available on doors 5', 6', 9' and 12' wide
- Brickmold



DECORATIVE GRILLES

- Rectangular 1/4" and 1/4" x 1"
- Georgian 7/32" x 5/8" and 7/32" x 1"
- Standard patterns: Regular, Prairie and Partial
- Other grids or patterns available on request



Regular

Prairie

Partial 3 x 1

Partial 1 x 3

UNPRECEDENTED RELIABILITY

Our doors are designed to ensure the operating sashes slide quietly, smoothly and effortlessly, year after year.

How do we measure carefree operation? With over a million doors sold throughout America.



Patented tandem wheels in ultra-durable nylon leave no marks on the rail and provide smoothness of operation.

Our doors withstood 119,000 test cycles without failure, carrying a 165 lb. sash—the equivalent of over 30 years of constant use!

100% aluminum raised rail protects the wheels from damage or jamming caused by dirt and debris.



THE EASIEST-OPENING DOOR IN ITS CATEGORY

Try the test yourself: you can open it with just your fingertips!

ADDITIONAL SECURITY

- Foot lock
- Security bar



- Two-point mortise lock



CUSTOMIZE YOUR PATIO DOOR

Choose from a wide range of options and accessories.

STANDARD COLOURS



Blue white



Cream white



Beige

EXTERIOR COLOURS

Select from our five options available.

Ask to see the colour samples.



GC commercial brown (K 7390)



GB black (K 90421)



Metallic grey (K 20794)



KW gloss white (K 1285)



FS slate (UC 108739)

Actual colours may differ slightly due to the printing process.

HANDLES

Easy-to-grip handles. With or without key.

Available in various styles and finishes.



Bright chrome



Brushed chrome



Brass



White



Black



Black nickel



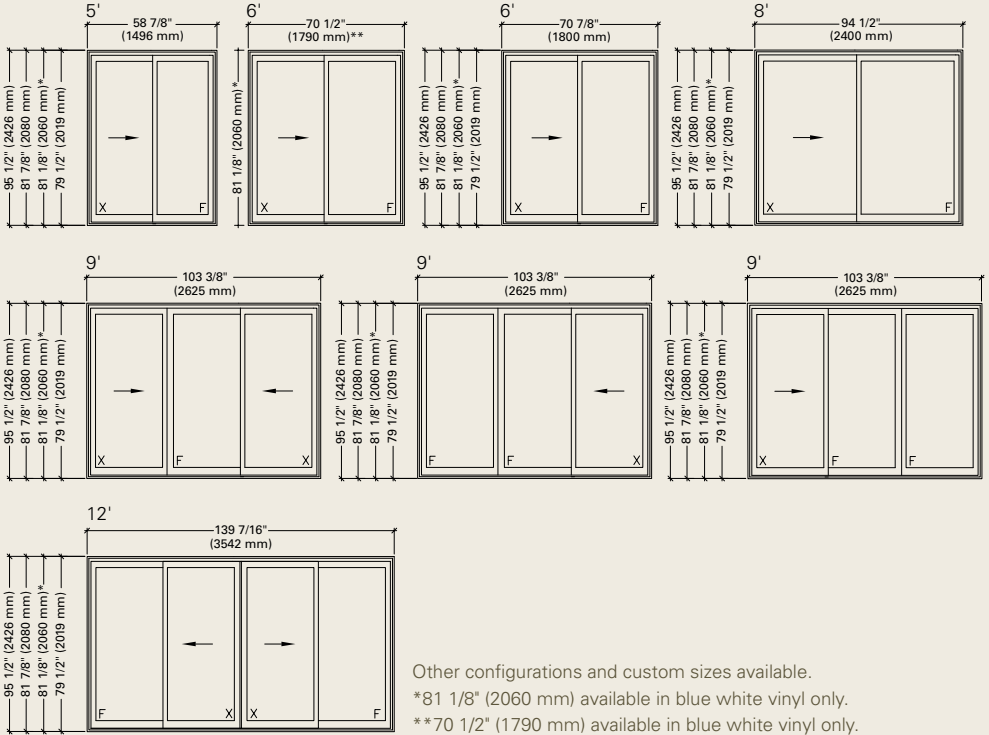
Contemporary satin nickel



Contemporary white


CONFIGURATIONS

Available in 2-panel, 3-panel, and 4-panel configurations.



PANORAMIC MULLING

Transom or sidelites available.



SCREENS

- Aluminum, with patented spring-loaded rollers for durability and ease of operation
- Will not skip or jump off the track
- Can be removed without tools



Patented spring-loaded suspension system

PERFORMANCE

ENERGY PERFORMANCE

Glass package	U-factor (W/m²K)	U-factor (Btu/h pi² °F)	Solar heat gain (SHGC)	Visual transmission	Energy rating (ER)	Zone
Double, low-E argon, 1", Warm-Edge spacer	1.70	0.30	0.52	0.60	32	3
Triple, low-E double argon, Warm-Edge spacer	1.25	0.22	0.43	0.53	37	3

WATER-AIR-STRUCTURE PERFORMANCE

Dimensions	Harmonized standard	Performance
1800 mm x 2080 mm 72" x 82"	AAMA/WDMA/CSA 101/I.S.2/A440-08	R-PG60-SD

BUILT TO LAST

These doors deliver unrivaled durability and robustness thanks to their 100% PVC ultra-rigid frame.

- Multichamber PVC frame, 5 9/16"
- Multichamber PVC sash
- Multiple weatherstripping to eliminate air infiltration
- Steel reinforcements in the most heavily used parts
- 1-point mortise lock
- Hidden sash stoppers for aesthetic appeal
- Careful design and precise adjustment for flawless door corner joints
- Aluminum cladding is clipped on brackets, leaving no visible screws
- Optimal space was left between the extruded aluminum and the PVC profile to prevent the PVC from warping due to heat transfer between the aluminum and the PVC on very sunny days





WARRANTIES

P.H. Tech provides the following warranties:

PVC PROFILES	ENERGY-EFFICIENT SEALED UNITS	HARDWARE
20	20	5
YEAR WARRANTY	YEAR WARRANTY	YEAR WARRANTY

